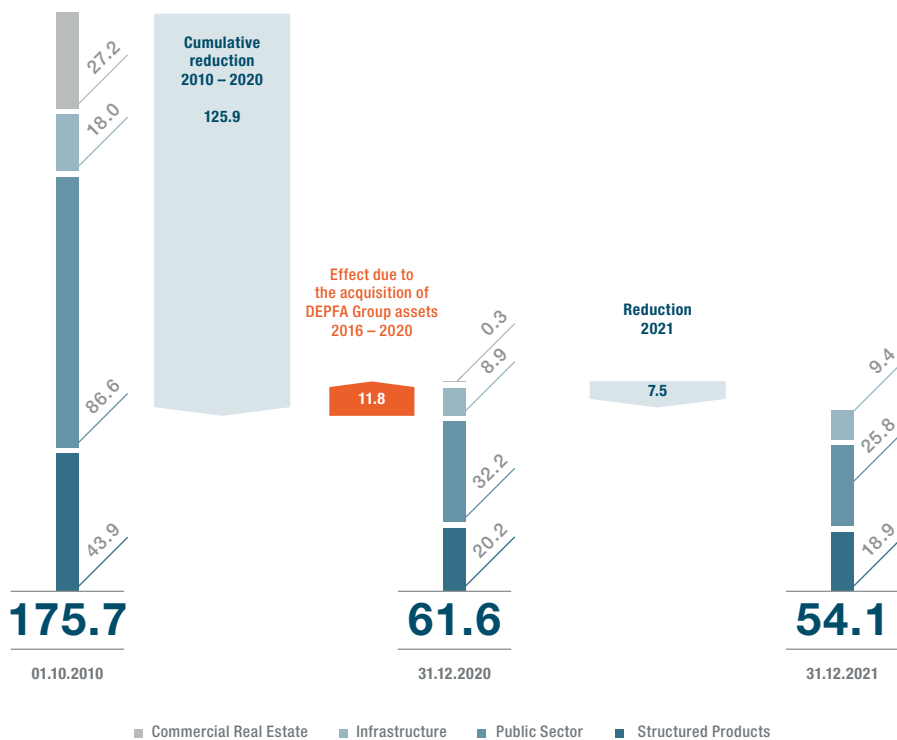


# At a glance

## DEVELOPMENT OF THE PORTFOLIO OF FMS WERTMANAGEMENT (FMS-WM)

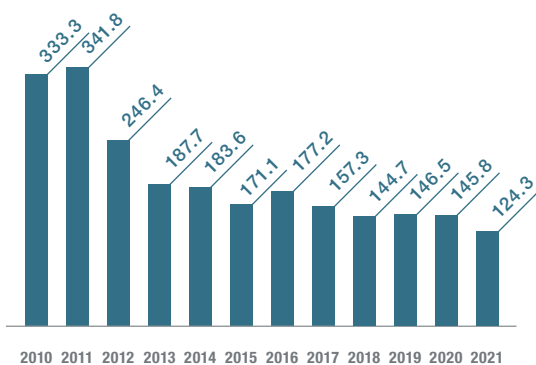
( NOMINAL VALUES IN EUR BILLION )



All wind-up figures and portfolio effects including currency effects.

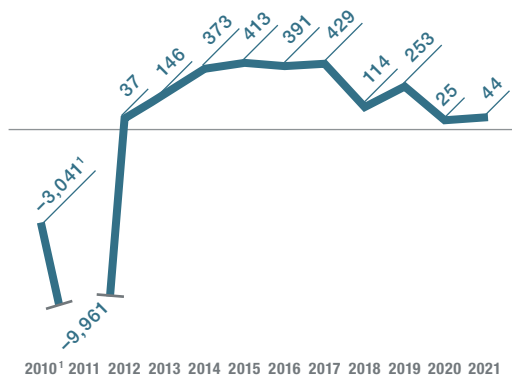
## TOTAL ASSETS FMS-WM

( IN EUR BILLION AT YEAR-END )



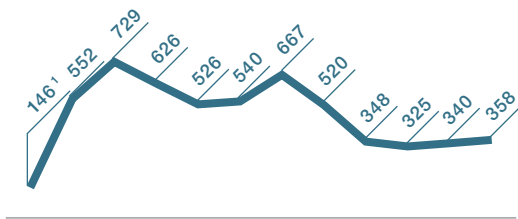
## RESULT FROM ORDINARY ACTIVITIES

( IN EUR MILLION )



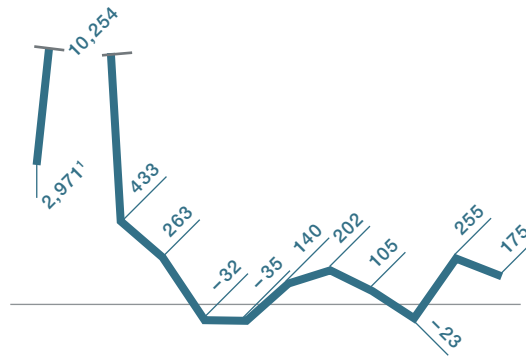
<sup>1</sup> Short fiscal year from 08.07. – 31.12.2010

### NET INTEREST INCOME ( IN EUR MILLION )




2010<sup>1</sup> 2011 2012 2013 2014 2015 2016 2017 2018 2019 2020 2021

### RISK PROVISIONS (INCL. NET INCOME FROM INVESTMENTS) ( IN EUR MILLION )




2010<sup>1</sup> 2011 2012 2013 2014 2015 2016 2017 2018 2019 2020 2021

### GENERAL AND ADMINISTRATIVE EXPENSES ( IN EUR MILLION )



2010<sup>1</sup> 2011 2012 2013 2014 2015 2016 2017 2018 2019 2020 2021

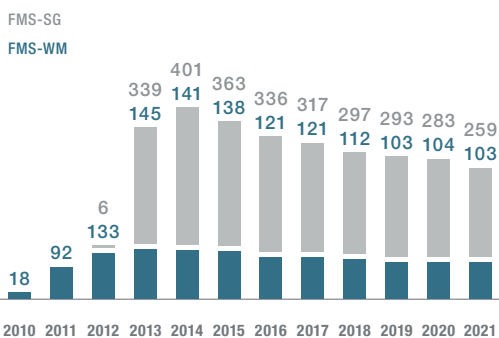
### OBTAINING LONG-TERM FUNDING ( IN EUR BILLION )



Maturities > 1 year

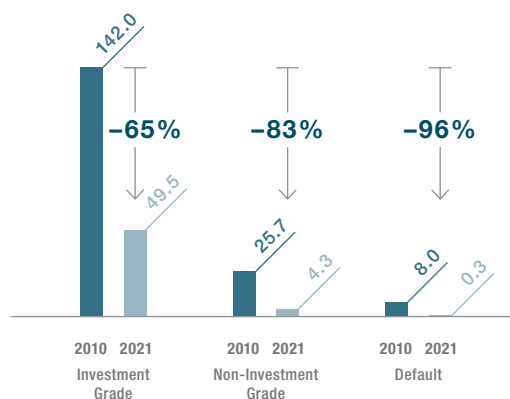
Funding through borrowings via the FMS (since 2019) and the capital market  
2010<sup>1</sup> 2011 2012 2013 2014 2015 2016 2017 2018 2019 2020 2021

### EMPLOYEES ( NUMBER AT YEAR-END )



2010 2011 2012 2013 2014 2015 2016 2017 2018 2019 2020 2021

### DEVELOPMENT OF THE FMS-WM PORTFOLIO'S RATING DISTRIBUTION ( NOMINAL VOLUME IN EUR BILLION )



<sup>1</sup> Short fiscal year from 08.07. – 31.12.2010