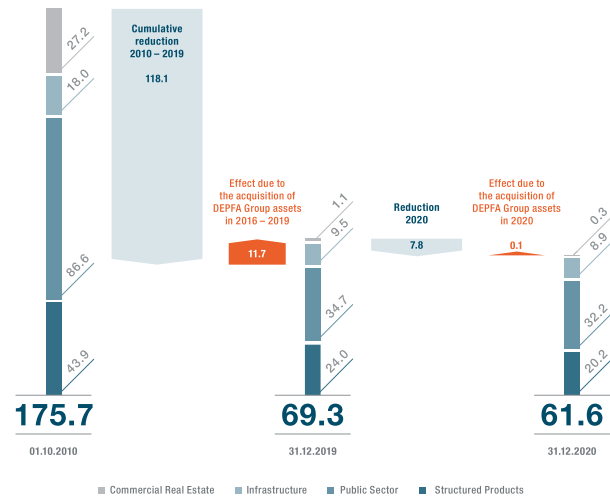


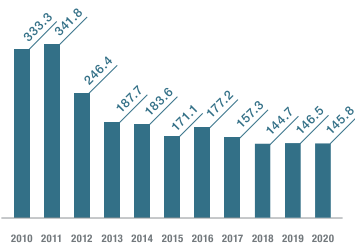
At a glance

DEVELOPMENT OF THE PORTFOLIO OF FMS WERTMANAGEMENT (FMS-WM) (NOMINAL VALUES IN EUR BILLION)

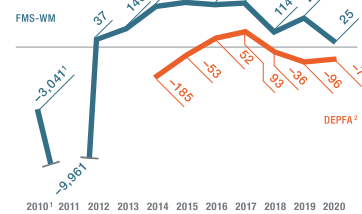


All wind-up figures and portfolio effects including currency effects.

TOTAL ASSETS FMS-WM (IN EUR BILLION AT YEAR-END)

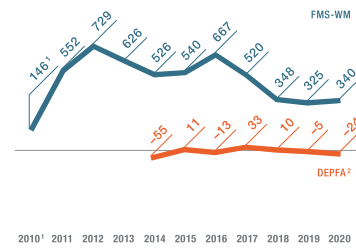


RESULT FROM ORDINARY ACTIVITIES (IN EUR MILLION)

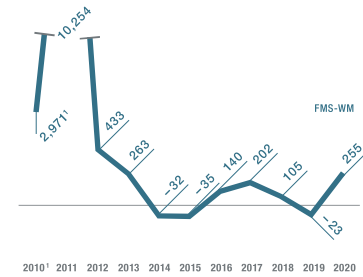


¹ Short fiscal year from 08.07. – 31.12.2010
² DEPPA Group presentation from takeover in 2014

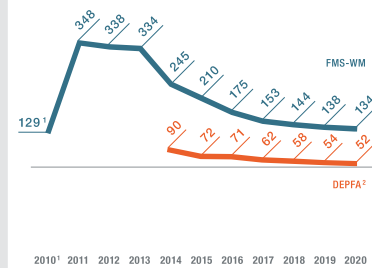
NET INTEREST INCOME (IN EUR MILLION)



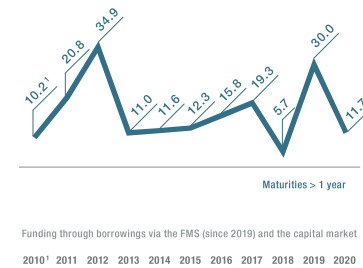
RISK PROVISIONS (INCL. NET INCOME FROM INVESTMENTS) (IN EUR MILLION)



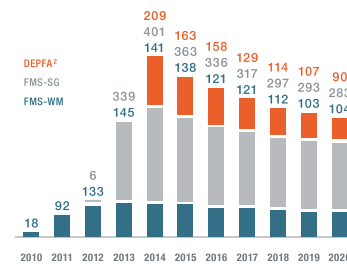
GENERAL AND ADMINISTRATIVE EXPENSES (IN EUR MILLION)



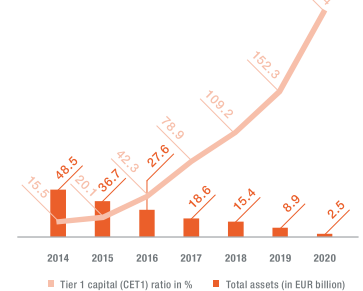
OBTAINING LONG-TERM FUNDING (IN EUR BILLION)



EMPLOYEES (NUMBER AT YEAR-END)



DEPPA GROUP TOTAL ASSETS AND TIER 1 CAPITAL RATIO (AT YEAR-END)



¹ Short fiscal year from 08.07. – 31.12.2010
² DEPPA Group presentation from takeover in 2014